

## Cleaning - Protecting - Maintaining Multicoloured and Clay Slate rough, -indoors- Instructions for slate from India and Italy

*Its colourful appearance gave multicoloured slate its name. This clay slate, originating from countries such as Portugal, Italy, India and Brazil, should not be confused with the much harder mica or quartzite slate. Clay slate may contain calcium particles making some of them sensitive to acids as well as scratching. The right treatment - from the beginning - guarantees the optimal appearance for many years.*

**Overview of the 3 Steps** *for more detailed instructions, please refer to Page 2*

**1**

**Initial cleaning of newly installed surfaces** *used surfaces: Page 2*

Lithofin MN Power-Clean removes residues and leaves a clean and clear surface.



**Coverage:**  
1Ltr./30m<sup>2</sup>



Dilute product 1:5 with water.



Distribute with a brush allow to work for 15 min. scrubbing occasionally.




Remove the solution from the surface.



Rinse well with plenty of clear water.



Soak remaining residues with product and rub off with a white pad.



Allow the surface to dry for at least 48 hrs.

**Necessary equipment:** bucket, scrubbing brush, squeegee or wet-and-dry vacuum

**2a**

**Protecting against stains** *initial cleaning of used surfaces: Page 2*

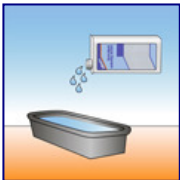
Lithofin MN Stain-Stop -invisible- prevents oil, grease and water stains.



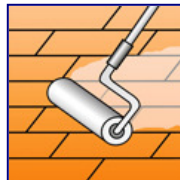
**Coverage:**  
1Ltr./15m<sup>2</sup>



Please note.



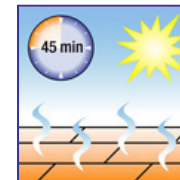
Pour product in a basin or bucket.



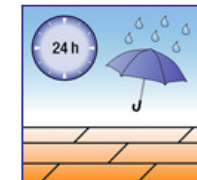
Evenly apply with a soft bristled brush or a roller.



Distribute or remove excess product, streaks and puddles.



Allow to dry. Do not walk on surface for approx. 45 minutes.



Protect from water for 24 hours.

**2b**



**Coverage:**  
1Liter/15m<sup>2</sup>

**Alternative treatment to 2a:**

Lithofin MN Slate-Seal produces high gloss, colour intensification and easier maintenance. For indoor use only.

For elegant sheen use Lithofin MULTISEAL instead.

*initial cleaning of used surfaces: Page 2*

**Please Note:** on smaller surfaces use Lithofin MN Slate-Oil

**Necessary equipment:** bucket or basin, roller or brush, cloth

**3**

**Regular maintenance**

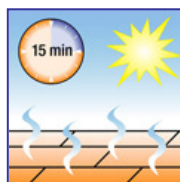
Regularly use Lithofin MN Wash & Clean or Lithofin EASY-CARE to maintain the surface.



Add one squirt (approx. 20ml) to 10 Ltr. of water.



Wipe surface with solution. Do not rinse.



Allow to dry. Do not walk on surface during drying time.

**Necessary Equipment:** bucket, brush

**Please follow the detailed instructions on the product label.** *for additional information, please refer to Page 2*

### Newly installed surfaces (additional information)

**Before grouting:** if you are planning to protect the surface with Lithofin MN Stain-Stop, apply one saturation coat to the dry surface and edges before grouting. The water repellent effect will make it much easier to remove the grouting material off the surface. This pre-treatment is especially important on acid sensitive and very absorbent stones.

### 1 Cleaning and refurbishing used or extremely dirty surfaces

- ◆ Before treating used surfaces, the stone must be thoroughly cleaned. All deposits and care product residues must be removed from the surface and from the pores.
- ➔ Dilute Lithofin MN Power-Clean up to 1:3 with water depending on the type and stubbornness of the dirt. Apply using a scrubbing brush or a cloth and allow to work for 5 to 10 minutes.
- ➔ Rigorously brush the surface (with a scrubbing brush or machine) and allow 5 more minutes.
- ➔ Add water while brushing then wipe or vacuum the liquid from the surface.
- ➔ Rinse twice with clear water to remove all cleaning product residues.
- ➔ Allow several days drying time before applying the protective treatment.



### Other, stubborn types of dirt

cement residues, builders' dirt, limescale, rust	Lithofin MN Builder's Clean (only acid resistant stones)
tar, wax, varnish, paint	Lithofin WAX-OFF
deeply engrained oil stains	Lithofin OIL-EX
slippery algae deposits	Lithofin ALGEX
discolouration caused by plants	Lithofin MN Outdoor Cleaner

### 2 Additional information about protective treatments

- ◆ Protective treatments improve the appearance as well as the properties of natural stone.
- ◆ The treatments' protective effect reduces staining and facilitates every-day maintenance.
- ◆ Treating the surface with Lithofin MN Colour Intensifier improves the appearance by invigorating the colour structure and renders the surface water repellent. Suitable for indoor and outdoor use.

**Please Note:**

- ◆ **Always test the product in an inconspicuous area.** Non-absorbent or wet surfaces cannot be treated.
- ◆ Use impregnators only on completely dry surfaces. Otherwise, the product will not be able to penetrate into the surface.
- ◆ Apply the product evenly. Do not allow streaks or puddles to dry.
- ◆ Carefully remove any excess product off the surface.

### 3 Additional maintenance

- ◆ Surfaces subjected to heavy wear need a thorough cleaning from time to time.
- ◆ Add Lithofin MN Power-Clean or Lithofin WEXA to cold or lukewarm water and distribute on the surface with a scrubbing brush. Allow to work for 10 to 20 minutes, but do not allow to dry. Brush occasionally, then remove with a clean cloth and rinse with clear water.
- ◆ **Small surfaces** such as tables, claddings, etc. can be cleaned and maintained with Lithofin MN Slate Oil. Colours are touched up and the surface can then be polished to an elegant sheen.

**Please Note:**

△ Please follow the detailed instructions for use on the product labels.

**TIP:** Avoid leaching and strong degreasing products as well as products that build up layers. These products alter the appearance and make maintenance more difficult.

If you require advice or are in any way unsure about these instructions, please call our  
**Technical Support Line at (01962) 732126.**

■ **The Professional Solution**

△ This information should be considered to be informal and non-binding. The products must be used according to local conditions and materials. Instructions must be read carefully and followed closely. Where no previous experience is available, or in cases of doubt, test the product in an inconspicuous area. (GB4.09gps)

**Agents for Great Britain:**

CASDRON Enterprises Ltd. · Alresford, Hampshire SO24 9QF · Phone: (01962) 73 21 26 · Fax (01962) 73 53 73

Manufactured in Germany by: LITHOFIN AG · 73240 Wendlingen · e-mail: info@lithofin.de

[www.lithofin.com](http://www.lithofin.com)